



# Stock Guide

SPRING & SUMMER **2016**

- Veneered Panels
- MDF Board
- Plywood
- Melamine Board
- Laminates
- Kitchen Worksurfaces
- Flame Retardant Panels
- Door Blanks

# PRODUCT FINDER

## SECTION 1

### Plywood

Hardwood Plywood	Page 2
Chinese Redwood Plywood	Page 2
Marine Plywood BS1088	Page 2
Large Press 10 x 5 Chinese Hardwood Plywood	Page 2
Birch Plywood	Page 2-3
Finnish Birch BBX "Skinply"	Page 2-3
Constructional Plywood Elliotts Pine	Page 2-3
Sprucefloor Plywood	Page 2-3
Antislip Plywood	Page 3

## SECTION 2

### Oriented Strand Board "OSB"

Oriented Strand Board (O.S.B)	Page 3
-------------------------------	--------

## SECTION 3

### Medium Density Fibreboard "MDF"

Medite Premier MDF	Page 4
Medite V313 & Medite Exterior MDF	Page 4-5
Medite LITE MDF	Page 4-5
Finsa Fibracolour Black MDF	Page 4-5
Standard MDF (Thicker & Thinner Sizes)	Page 4-5
Finsa Extra Large MDF	Page 4-5
V Grooved & Beaded V313 MDF	Page 4-5

## SECTION 4

### Hardboard & White Painted MDF

Standard Hardboard	Page 5
Perforated Hardboard	Page 6
Oil Tempered Hardboard	Page 6
White & Magnolia Painted MDF/Hardboard	Page 6
Swiftguard Protection Board	Page 6

## SECTION 5

### Door Blanks

Firecheck, Lightweight & Solid Chipboard Door Blanks	Page 6
Flame Break FD30 Firecheck Door Blanks	Page 6

## SECTION 6

### Pinboards & Insulation Boards

Pinboard	Page 7
Insulation Board	Page 7

## SECTION 8

### Veneered Panels

Veneered Plywood	Page 7
Veneered MDF	Page 8-10

## SECTION 8

### Realwood Veneer, Reconstituted Veneer & Plain Melamine Edgings

22mm & 30mm Edgings	Page 11
Veneered Door Blanks	Page 11

## SECTION 9

### Flexible Products

Flexible Plywood	Page 12
Flexible MDF	Page 12
Flexible Veneer	Page 12

## SECTION 10

### Flame Retardant Panels

Flame Retardant Plywood	Page 13
Flame Retardant MDF	Page 13
"Gyproc - Multiboard"	Page 13

## SECTION 11

### Melamine Faced Boards

Matt White & Magnolia Faced Chipboard	Page 13
Matt White & Magnolia Faced MDF	Page 13
Textured White, Moisture Resistant Melamine Faced MDF	Page 14
Textured Brown, Moisture Resistant Melamine Faced MDF	Page 14
Grey Melamine MDF	Page 14
Beech Melamine Superpan	Page 14
Oak Melamine Superpan	Page 14
Walnut Melamine Superpan	Page 14

### Woodgrain Effect Melamine Faced Superpan

Superpan (MATT Finish)	Page 14-15
------------------------	------------

## SECTION 12

### Laminates & Worktops

Plain White Laminated MDF	Page 15
Solid Wood Worktops	Page 15
Worktop Oil for Solid Wood Worktops	Page 15

## USEFUL INFORMATION

	Page 16
--	---------

\*Orders over £50 excluding VAT

# SECTION 1

## Plywood

### Hardwood Plywood BB/CC EXTERIOR WBP

THICKNESS & DIMENSIONS	STOCK CODE	PER PACK	WEIGHT(KG)
4mm 2440 x 1220	PBRV04A	225	7.60
6mm 2440 x 1220	PBRV06A	165	11.40
9mm 2440 x 1220	PBRV09A	100	17.09
12mm 2440 x 1220	PBRV12A	75	22.79
15mm 2440 x 1220	PBRV15A	60	28.49
18mm 2440 x 1220	PBRV18A	50	34.18
22mm 2440 x 1220	PBRV22A	40	41.78
25mm 2440 x 1220	PBRV25A	36	47.48

Hardwood BB/CC

### Marine Grade Far Eastern Plywood WBP - TO B.S 1088

THICKNESS & DIMENSIONS	STOCK CODE	PER PACK	WEIGHT(KG)
6mm 2440 x 1220	PFEM06A	100	11.40
9mm 2440 x 1220	PFEM09A	65	17.09
12mm 2440 x 1220	PFEM12A	50	22.79
18mm 2440 x 1220	PFEM18A	35	34.18
25mm 2440 x 1220	PFEM25A	25	47.48

Chinese Redwood

### Chinese Redwood Plywood LARGE PRESS - EXTERIOR FACE / WBP POPLAR CORE

THICKNESS & DIMENSIONS	STOCK CODE	PER PACK	WEIGHT(KG)
4mm 3050 x 1525	0119	150	11.88
6mm 3050 x 1525	0120	165	17.81
9mm 3050 x 1525	0121	70	26.72
12mm 3050 x 1525	0122	50	35.63
18mm 3050 x 1525	0123	35	53.44
25mm 3050 x 1525	0124	24	74.22

### Birch Plywood WBP S+/BB QUALITY LONG GRAIN

THICKNESS & DIMENSIONS	STOCK CODE	PER PACK	WEIGHT(KG)
LONG GRAIN			
12mm 2440 x 1220,	0136	40	28.72
18mm 2440 x 1220,	0137	27	43.07

Marine Grade Far Eastern

### Birch Plywood WBP - BB/CP QUALITY - CROSS GRAIN

THICKNESS & DIMENSIONS	STOCK CODE	PER PACK	WEIGHT(KG)
12mm 1525 x 3050	PLBE12B	33	44.02
18mm 1525 x 3050	PLBE18B	22	66.03
24mm 1525 x 3050	PLBE24B	16	88.04

### Birch Plywood WBP - BB/BB QUALITY - LONG GRAIN

THICKNESS & DIMENSIONS	STOCK CODE	PER PACK	WEIGHT(KG)
LONG GRAIN			
4mm 2440 x 1220	PLBE04A	60	9.57
6.5mm 2440 x 1220	PLBE06A	90	15.54
9mm 2440 x 1220	PLBE09A	65	21.53
12mm 2440 x 1220	PLBE12A	50	28.72
15mm 2440 x 1220	PLBE15A	40	35.90
18mm 2440 x 1220	PLBE18A	35	43.07
21mm 2440 x 1220	PLBE21A	19	50.24
24mm 2440 x 1220	PLBE24A	25	57.43

S+ Birch Plywood

### Matt White Melamine Faced Birch Plywood WBP

THICKNESS & DIMENSIONS	STOCK CODE	PER PACK	WEIGHT(KG)
18mm 2440 x 1220	0139	35	43.07

Latvian Birch BB

# Plywood

## Continued

### Finnish Birch Throughout Plywood BBX GRADE - WBP EXTERIOR - "SKINPLY"

THICKNESS & DIMENSIONS	STOCK CODE	PER PACK	WEIGHT(KG)
1.5mm 1525 x 1525	PBBX01Z	375	2.80

### Solid 1 Side Constructional Plywood WBP GLUED - "ELLIOTTIS PINE" - C+/C

THICKNESS & DIMENSIONS	STOCK CODE	PER PACK	WEIGHT(KG)
9mm 2440 x 1220	PEPP09A	100	16.72
12mm 2440 x 1220	PEPP12A	75	22.29
18mm 2440 x 1220	PEPP18A	54	33.45

### Spruce Plywood Type 111/111 CONFORMS TO BS 5268 PART 2

THICKNESS & DIMENSIONS	STOCK CODE	PER PACK	WEIGHT(KG)
18mm 2440 x 1220	0108	50	33.45

### Sprucefloor Plywood T&G WBP CONFORMS TO BS 5268 PART 2

THICKNESS & DIMENSIONS	STOCK CODE	PER PACK	WEIGHT(KG)
18mm 2440 x 600	0107	68	16.18
22mm 2440 x 600	0109	56	17.97

### Mesh / Film Faced Plywood

WBP - BIRCH CORE - 240GRM MESH / 120GRM SMOOTH FILM REVERSE

THICKNESS & DIMENSIONS	STOCK CODE	PER PACK	WEIGHT(KG)
12mm 2440 x 1220	0138	40	28.66
18mm 2440 x 1220	0135	22	43.00

## SECTION 2

# Oriented Strand Board

### O.S.B EN 300 - TYPE 2 - STANDARD

THICKNESS & DIMENSIONS	STOCK CODE	PER PACK	WEIGHT(KG)
8mm 2440 x 1220	0201	120	17.03
11mm 2440 x 1220	0202	84	23.42

### O.S.B EN 300 - TYPE 3 - BBA CERTIFIED - MOISTURE RESISTANT

THICKNESS & DIMENSIONS	STOCK CODE	PER PACK	WEIGHT(KG)
18mm 2440 x 1220	0204	52	38.31

### O.S.B EN 300 -

TONGUE & GROOVED FLOORING BOARD - TYPE 3 - BBA CERTIFIED - MOISTURE RESISTANT.

THICKNESS & DIMENSIONS	STOCK CODE	PER PACK	WEIGHT(KG)
18mm 2400 x 600 T&G	0205	110	19.16



Finnish Birch Throughout



Spruce Plywood



Sprucefloor Plywood T&G



Mesh/Film Faced Plywood



O.S.B

## SECTION 3

# Medium Density Fibreboard

### Medite Premier MDF Board

THICKNESS & DIMENSIONS	STOCK CODE	PER PACK	WEIGHT(KG)
6mm 2440 x 1220	0357	120	13.25
9mm 2440 x 1220	0358	96	19.88
12mm 2440 x 1220	0359	72	26.50
15mm 2440 x 1220	0366	60	28.17
18mm 2440 x 1220	0360	50	33.80
22mm 2440 x 1220	0361	41	41.31
25mm 2440 x 1220	0362	36	46.95
30mm 2440 x 1220	0378	25	63.60
36mm 2440 x 1220	0382	22	84.38
38mm 2440 x 1220	0383	20	89.07

Medite Premier MDF

### Medite Premier MDF Board, Large Press Sizes

THICKNESS & DIMENSIONS	STOCK CODE	PER PACK	WEIGHT(KG)
12mm 3050 x 1525	0363	120	36.60
18mm 3050 x 1525	0364	96	53.83
25mm 3050 x 1525	0365	72	76.25

Medite Premier MDF 10x5

### Medite Premier MDF Board, Large Press Sizes

THICKNESS & DIMENSIONS	STOCK CODE	PER PACK	WEIGHT(KG)
6mm 3050 x 1220	0374	120	16.66
9mm 3050 x 1220	0379	96	24.85
12mm 3050 x 1220	0375	72	27.77
15mm 3050 x 1220	0380	60	35.21
18mm 3050 x 1220	0376	50	40.00
22mm 3050 x 1220	0381	41	51.63
25mm 3050 x 1220	0377	36	58.33
30mm 3050 x 1220	0373	25	87.90

Medite Premier MDF 10x4

### Medite V313 Moisture Resistant CLASS A LOW FORMALDEHYDE

THICKNESS & DIMENSIONS	STOCK CODE	PER PACK	WEIGHT(KG)
6mm 2440 x 1220	MMMR06A	120	14.07
9mm 2440 x 1220	MMMR09A	80	21.10
12mm 2440 x 1220	MMMR12A	60	28.13
15mm 2440 x 1220	MMMR15A	48	35.16
18mm 2440 x 1220	MMMR18A	40	42.19
22mm 2440 x 1220	MMMR22A	34	51.57
25mm 2440 x 1220	MMMR25A	30	58.60
30mm 2440 x 1220	MMMR30A	25	70.35

Medite LITE

### Medite TRADE MDF CLASS A LOW FORMALDEHYDE

THICKNESS & DIMENSIONS	STOCK CODE	PER PACK	WEIGHT(KG)
18mm 2440 x 1220	MLIT18A	50	31.40

### Finsa Fibracolour Black Throughout STANDARD GRADE MDF BOARD

THICKNESS & DIMENSIONS	STOCK CODE	PER PACK	WEIGHT(KG)
19mm 2500 x 1250	0384	42	44.60

### Medite V313 Moisture Resistant CLASS A LOW FORMALDEHYDE

THICKNESS & DIMENSIONS	STOCK CODE	PER PACK	WEIGHT(KG)
12mm 3050 x 1220	MMMR12E	72	35.16
18mm 3050 x 1220	MMMR18E	40	52.74
22mm 3050 x 1220	MMMR22E	34	64.46
25mm 3050 x 1220	MMMR25E	36	73.25

Medite V313 Moisture Resistant

# Medium Density Fibreboard

## Continued

### Medité Exterior (THIS PRODUCT IS ZERO FORMALDEHYDE)



THICKNESS & DIMENSIONS	STOCK CODE	PER PACK	WEIGHT(KG)
12mm 2440 x 1220	MMEX12A	60	28.13
18mm 2440 x 1220	MMEX18A	40	42.19
25mm 2440 x 1220	MMEX25A	30	58.60

### Standard Grade MDF GENERAL PURPOSE, CLASS A LOW FORMALDEHYDE (UNBRANDED)

THICKNESS & DIMENSIONS	STOCK CODE	PER PACK	WEIGHT(KG)
3mm 2440 x 1220	0348STD	N/A	7.37

### Standard Grade Thick MDF

THICKNESS & DIMENSIONS	STOCK CODE	PER PACK	WEIGHT(KG)
45mm 2440 x 1200	0355	15	105.48
50mm 2440 x 1200	0356	15	117.20

### Finsa Extra Large Standard MDF Board

THICKNESS & DIMENSIONS	STOCK CODE	PER PACK	WEIGHT(KG)
12mm 3660 x 1830	0385	32	64.10
18mm 3660 x 1830	0386	21	93.40

### V313 V Grooved & Beaded LONG & CROSS PROFILE


THICKNESS & DIMENSIONS	STOCK CODE	PER PACK	WEIGHT(KG)
9mm 2440 x 1220	0351	80	20.09
9mm 1220 x 2440	0352	80	20.09
18mm 2440 x 1220	0353	40	40.18
18mm 1220 x 2440	0354	40	40.18



V Grooved & Beaded Long Profile



V Grooved & Beaded Cross Profile



Standard Grade Hardboard

## SECTION 4

# Hardboard & White Painted MDF

### Perforated

THICKNESS & DIMENSIONS	STOCK CODE	PER PACK	WEIGHT(KG)
6.4mm 2440 x 1220	0507	75	18.60

### Oil Tempered

THICKNESS & DIMENSIONS	STOCK CODE	PER PACK	WEIGHT(KG)
6.4mm 2440 x 1220	0510	75	18.60

### White Painted MDF

THICKNESS & DIMENSIONS	STOCK CODE	PER PACK	WEIGHT(KG)
3.2mm 2440 x 1220 - 1 Side	0511	100	9.30
6.4mm 2440 x 1220 - 2 Sides	0512	75	18.60

### Magnolia Painted 1 SIDE

THICKNESS & DIMENSIONS	STOCK CODE	PER PACK	WEIGHT(KG)
3.2mm 2440 x 1220	0513	125	9.30

### Swiftguard Protection Board POLYPROPYLENE IMPACT & SPLASH RESISTANT

THICKNESS & DIMENSIONS	STOCK CODE	PER PACK	WEIGHT(KG)
2mm 2440 x 1220	0518	500	9.30

## SECTION 5

# Door Blanks

### Sentry Exterior Faced SOLID HARDWOOD CORE - FIRECHECK TO BS 476 PART 22: 1987

THICKNESS & DIMENSIONS	STOCK CODE	PER PACK	WEIGHT(KG)
54mm 2440 x 1220	0610	19	93.23
54mm 2135 x 915	0611	19	61.18

All Boards have 3.6mm Plywood Faces


### Sentry Lightweight Exterior Faced FIRECHECK TO BS 476 PART 22: 1987 (Q-MARK)

THICKNESS & DIMENSIONS	STOCK CODE	PER PACK	WEIGHT(KG)
44mm 2440 x 1220	0621	21	77.69
44mm 2135 x 915	0615	23	40.44

All Boards have 3.6mm Plywood Faces

### Flamebreak FD30 Firecheck Door Blank

THICKNESS & DIMENSIONS	STOCK CODE	PER PACK	WEIGHT(KG)
45mm 2440 x 1220	0625	22	77.69
45mm 2135 x 915	0624	22	40.44



Perforated




Oil Tempered



Flamebreak Firecheck Door



Swiftguard



Sentry Exterior Door Blank

## SECTION 6

# Pinboards & Insulation Boards

### Karlit Pinboard

THICKNESS & DIMENSIONS	STOCK CODE	PER PACK	WEIGHT(KG)
------------------------	------------	----------	------------

Please enquire as to Face colours. From time to time Face colours vary

9mm 2440 x 1220	0702	94	7.77
-----------------	------	----	------

### Light Ivory Faced Insulation Board

THICKNESS & DIMENSIONS	STOCK CODE	PER PACK	WEIGHT(KG)
------------------------	------------	----------	------------

12mm 2440 x 1220	IVOR12A	90	10.78
------------------	---------	----	-------

## SECTION 7

# Veneered Panels

### DECORATIVE VENEERED PLYWOOD

#### Crown Cut Oak 1 SIDE

THICKNESS & DIMENSIONS	STOCK CODE	PER PACK	WEIGHT(KG)
------------------------	------------	----------	------------

4mm 2440 x 1220	R1C004A	50	7.60
6mm 2440 x 1220	R1C006A	32	11.40
9mm 2440 x 1220	R1C009A	22	17.09
12mm 2440 x 1220	R1C012A	16	22.79

### DECORATIVE VENEERED BIRCH PLYWOOD

#### Crown Cut Oak A/B 2 SIDES

THICKNESS & DIMENSIONS	STOCK CODE	PER PACK	WEIGHT(KG)
------------------------	------------	----------	------------


19mm 2500 x 1250	RCC018Z	40	45.19
------------------	---------	----	-------



Karlit Pinboard



Crown Cut Oak Veneered Ply



Crown Cut Oak Veneered Birch



# Veneered Panels Continued

## DECORATIVE VENEERED MDF

### Stripie Sapele (Quarter Cut) 2 SIDES - A/B GRADE

THICKNESS & DIMENSIONS	STOCK CODE	PER PACK	WEIGHT(KG)
9mm 2440 x 1220	NSAP10A	50	24.55
13mm 2440 x 1220	NSAP13A	30	31.92
19mm 2440 x 1220	NSAP19A	25	46.66

Sapele MDF

### Quarter Cut Oak 2 SIDES - A/B GRADE

THICKNESS & DIMENSIONS	STOCK CODE	PER PACK	WEIGHT(KG)
6mm 2440 x 1220	NQW006A	50	14.73
9mm 2440 x 1220	NQW010A	50	24.55
13mm 2440 x 1220	NQW013A	30	31.92
16mm 2440 x 1220	NQW016A	25	39.29
19mm 2440 x 1220	NQW019A	25	46.66
19mm 3050 x 1220	NQW019E	20	58.32
26mm 2440 x 1220	NQW026A	15	63.85

Quarter Cut Oak MDF

### Crown Cut Oak 2 SIDES - A/B GRADE

THICKNESS & DIMENSIONS	STOCK CODE	PER PACK	WEIGHT(KG)
6mm 2440 x 1220	NCC006A	50	14.73
9mm 2440 x 1220	NCC010A	50	24.55
13mm 2440 x 1220	NCC013A	30	31.92
16mm 2440 x 1220	NCC016A	25	39.29
19mm 2440 x 1220	NCC019A	25	46.66
19mm 3050 x 1220	NCC019E	20	58.32
26mm 2440 x 1220	NCC026A	15	63.85

Crown Cut Oak MDF

### Crown Cut White Ash 2 SIDES - A/B GRADE

THICKNESS & DIMENSIONS	STOCK CODE	PER PACK	WEIGHT(KG)
6mm 2440 x 1220	NCCA06A	50	14.73
9mm 2440 x 1220	NCCA10A	50	24.55
13mm 2440 x 1220	NCCA13A	30	31.92
16mm 2440 x 1220	NCCA16A	25	39.29
19mm 2440 x 1220	NCCA19A	25	46.66
26mm 2440 x 1220	NCCA26A	15	63.85

Crown Cut White Ash MDF

### Pine 2 SIDES - A/B GRADE

THICKNESS & DIMENSIONS	STOCK CODE	PER PACK	WEIGHT(KG)
6mm 2440 x 1220	NCAP06A	50	14.73
9mm 2440 x 1220	NCAP10A	50	24.55
13mm 2440 x 1220	NCAP13A	30	31.92
16mm 2440 x 1220	NCAP16A	25	39.29
19mm 2440 x 1220	NCAP19A	25	46.66
26mm 2440 x 1220	NCAP26A	15	63.85

Pine MDF

# Veneered Panels

## Continued

### DECORATIVE VENEERED MDF

#### White Beech 2 SIDES - A/B GRADE

THICKNESS & DIMENSIONS	STOCK CODE	PER PACK	WEIGHT(KG)
6mm 2440 x 1220	NWBE06A	50	14.73
9mm 2440 x 1220	NWBE10A	50	24.55
13mm 2440 x 1220	NWBE13A	30	31.92
16mm 2440 x 1220	NWBE16A	25	39.29
19mm 2440 x 1220	NWBE19A	25	46.66
19mm 3050 x 1220	NWBE19E	20	58.32

#### Steamed (Pink) Beech 2 SIDES - A/B GRADE

THICKNESS & DIMENSIONS	STOCK CODE	PER PACK	WEIGHT(KG)
6mm 2440 x 1220	NPBE06A	50	14.73
9mm 2440 x 1220	NPBE10A	50	24.55
13mm 2440 x 1220	NPBE13A	30	31.92
19mm 2440 x 1220	NPBE19A	25	46.66

#### Maple 2 SIDES - A/B GRADE

THICKNESS & DIMENSIONS	STOCK CODE	PER PACK	WEIGHT(KG)
6mm 2440 x 1220	NMAP06A	50	14.73
9mm 2440 x 1220	NMAP10A	50	24.55
13mm 2440 x 1220	NMAP13A	30	31.92
16mm 2440 x 1220	NMAP16A	25	39.29
19mm 2440 x 1220	NMAP19A	25	46.66
19mm 3050 x 1220	NMAP19E	20	58.32
26mm 2440 x 1220	NMAP26A	15	63.85

#### Cherry 2 SIDES - A/B GRADE

THICKNESS & DIMENSIONS	STOCK CODE	PER PACK	WEIGHT(KG)
6mm 2440 x 1220	NCHE06A	50	14.73
9mm 2440 x 1220	NCHE10A	50	24.55
13mm 2440 x 1220	NCHE13A	30	31.92
16mm 2440 x 1220	NCHE16A	25	39.29
19mm 2440 x 1220	NCHE19A	25	46.66
19mm 3050 x 1220	NCHE19E	20	58.32
26mm 2440 x 1220	NCHE26A	15	63.85

#### Quarter Cut Wenge A/B GRADE

THICKNESS & DIMENSIONS	STOCK CODE	PER PACK	WEIGHT(KG)
6mm 2440 x 1220	NWEN06A	25	14.73
19mm 2440 x 1220	NWEN19A	25	46.66



White Beech MDF




Steamed Beech MDF



Maple MDF



Cherry MDF



Qtr cut Wenge MDF

# Veneered Panels Continued

## DECORATIVE VENEERED MDF

### Crown Cut Sapele 2 SIDES - A/B GRADE

THICKNESS & DIMENSIONS	STOCK CODE	PER PACK	WEIGHT(KG)
6mm 2440 x 1220	NCCS06A	50	14.73
9mm 2440 x 1220	NCCS10A	50	24.55
13mm 2440 x 1220	NCCS13A	30	31.92
16mm 2440 x 1220	NCCS16A	25	39.29
19mm 2440 x 1220	NCCS19A	25	46.66
26mm 2440 x 1220	NCCS26A	15	63.85

Walnut MDF

### American Black Walnut 2 SIDES - A/B GRADE

THICKNESS & DIMENSIONS	STOCK CODE	PER PACK	WEIGHT(KG)
6mm 2440 x 1220	NABW06A	50	14.73
9mm 2440 x 1220	NABW10A	50	24.55
13mm 2440 x 1220	NABW13A	30	31.92
16mm 2440 x 1220	NABW16A	25	39.29
19mm 2440 x 1220	NABW19A	25	46.66
19mm 3050 x 1220	NABW19E	20	58.32
26mm 2440 x 1220	NABW26A	15	63.85

Zebrano MDF

### Zebrano

THICKNESS & DIMENSIONS	STOCK CODE	PER PACK	WEIGHT(KG)
6mm 2440 x 1220 A/Balancer	NZEB06A	20	14.73
19mm 2440 x 1220 A/B	NZEB19A	25	46.66

### Cedar of Lebanon

THICKNESS & DIMENSIONS	STOCK CODE	PER PACK	WEIGHT(KG)
6mm 2440 x 1220 A/Balancer	NLEB06A	TBA	14.73
19mm 2440 x 1220 A/B	NLEB19A	TBA	46.66

Cedar MDF

### Macassar RECONSTITUTED VENEERED MDF

THICKNESS & DIMENSIONS	STOCK CODE	PER PACK	WEIGHT(KG)
6mm 2440 x 1220 A/Balancer	NMAC06A	TBA	14.73
19mm 2440 x 1220 A/B	NMAC19A	TBA	46.66

### Ebony RECONSTITUTED VENEERED MDF

THICKNESS & DIMENSIONS	STOCK CODE	PER PACK	WEIGHT(KG)
6mm 2440 x 1220 A/Balancer	NEB006A	TBA	14.73
19mm 2440 x 1220 A/B	NEB019A	TBA	46.66

Macassar MDF

Ebony MDF

## SECTION 8

# Realwood Veneer, Reconstituted Veneer & Plain Melamine Edgings

### 22mm Thickness Wood Edgings ALL 50 METRE ROLLS - PRE GLUED, IRON ON

FINISH & THICKNESS	STOCK CODE
White Ash - 22mm	EASH20Z
White Beech - 22mm	EBEE20Z
Pink Beech - 22mm	EBEE20ZA
Cherry - 22mm	ECHE20Z
Oak - 22mm	EOAK20Z
Pine - 22mm	EPIN20Z
Mahogany - 22mm	EMAH20Z
Maple - 22mm	EMAP20Z
American Walnut - 22mm	EABW20Z
Wenge - 22mm	EWEN20Z
Zebrano - 22mm	EZEB20Z
Cedar - 22mm	ECED20Z
Ebony (Reconstituted)	EEOB20Z
Macassar (Reconstituted)	EMAC20Z



22mm White Ash



22mm Mahogany

### 22mm Thickness Melamine Edgings ALL 50 METRE ROLLS - PRE GLUED, IRON ON

FINISH & THICKNESS	STOCK CODE
White Melamine - 22mm	EWME20Z
Black Melamine - 22mm	EBLM20Z
Magnolia Melamine - 22mm	EMME20Z
Grey Melamine - 22mm	EGRM20Z
Natural Oak Melamine - 22mm	ENOK20Z
Beech Melamine - 22mm	ESPB20Z
Walnut Melamine - 22mm	ESPW20Z
Dark Walnut Melamine - 22mm	ESDW20Z
Maple Melamine - 22mm	ESPM20Z



22mm Ebony

### 30mm Thickness Edgings ALL 50 METRE ROLLS - PRE GLUED, IRON ON

FINISH & THICKNESS	STOCK CODE
White Ash - 30mm	EASH26Z
White Beech - 30mm	EBEE26Z
Pink Beech - 30mm	EBEE26ZA
Cherry - 30mm	ECHE26Z
Oak - 30mm	EOAK26Z
Pine - 30mm	EPIN26Z
Mahogany - 30mm	EMAH26Z
Maple - 30mm	EMAP26Z
American Walnut - 30mm	EABW26Z



30mm Cherry

### 50mm Thickness Edgings ALL 50 METRE ROLLS - PRE GLUED, IRON ON

FINISH & THICKNESS	STOCK CODE
Walnut - 50mm	EABW50Z
Oak - 50mm	EOAK50Z
White - 50mm	EWME50Z



50mm Walnut

## Edgings Continued

### 23mm Thick ABS Plastic Edging, Unglued

THICKNESS & DIMENSIONS	STOCK CODE		
White, 23mm x 75 Metre	ESWI20Z		
Grey, 23mm x 75 Metre	ESGR20Z		
Natural Oak, 23mm x 75 Metre	ESNO20Z		
Wenge, 23mm x 75 Metre	ESWE20Z		



Natural Oak ABS Edging

## SECTION 9 Flexible Products

### Flexible Plywood

THICKNESS & DIMENSIONS	STOCK CODE	PER PACK	WEIGHT(KG)
5mm 2440 x 1220	PFLE05A	25	9.50
5mm 1220 x 2440	PFLE05C	25	9.50
8mm 2440 x 1220	PFLE08A	25	15.20
8mm 1220 x 2440	PFLE08C	25	15.20



Flexible Plywood

### Flexible MDF

THICKNESS & DIMENSIONS	STOCK CODE	PER PACK	WEIGHT(KG)
6mm 2440 x 1220	1001	30	9.79
6mm 1220 x 2440	1002	30	9.79



Flexible MDF

### Flexible Veneer

All 1mm 2440 x 1220 Paper Backed Realwood Veneers

A £10 Packaging & Handling Charge applies on Small Quantities (not Oak & Walnut)

THICKNESS & DIMENSIONS	STOCK CODE	PER PACK	
C/C White Maple	VCWM01A	10	
C/C White Ash	VCWA01A	10	
C/C White Oak	VCWO01A	10	
C/C Cherry	VCCH01A	10	
Q/C Sapele	VQSA01A	10	
Rotary Pine	VR0P01A	10	
Steamed Beech	VSTB01A	10	
White Beech	VWHB01A	10	
Black Walnut	VABW01A	10	



Flexible Veneer - Ash

## SECTION 10

# Flame Retardant Panels

### FR Plywood Euro Class C (USED TO BE CLASS 1) - COMPLIES TO BS 476 PART 7

THICKNESS & DIMENSIONS	STOCK CODE	PER PACK	WEIGHT(KG)
4mm 2440 x 1220	PFRT04A	150	7.60
5.5mm 2440 x 1220	PFRT06A	100	11.40
9mm 2440 x 1220	PFRT09A	100	17.09
12mm 2440 x 1220	PFRT12A	50	22.79
18mm 2440 x 1220	PFRT18A	35	34.18



Flame Retardant Plywood Euro Class C

### MDF - Medite Euro Class C (PREVIOUSLY CLASS 1) COMPLIES TO BS 476 PART 7



THICKNESS & DIMENSIONS	STOCK CODE	PER PACK	WEIGHT(KG)
6mm 2440 x 1220	MFRT06A	120	14.07
9mm 2440 x 1220	MFRT09A	80	21.10
12mm 2440 x 1220	MFRT12A	60	28.13
15mm 2440 x 1220	MFRT15A	48	35.16
18mm 2440 x 1220	MFRT18A	40	42.19
25mm 2440 x 1220	MFRT25A	30	58.60



Flame Retardant MDF Euro Class C

### MDF - Medite Euro Class B (PREVIOUSLY CLASS 0) COMPLIES TO BS 476 PART 6




THICKNESS & DIMENSIONS	STOCK CODE	PER PACK	WEIGHT(KG)
12mm 2440 x 1220	1101	60	28.13
12mm 3050 x 1220	1105	60	35.16
18mm 2440 x 1220	1102	40	42.19
18mm 3050 x 1220	1106	40	52.74
25mm 2440 x 1220	1103	30	58.60



Flame Retardant MDF Euro Class B

### "Gyproc - Multiboard" Euro Class B (USED TO BE CLASS 0) FLAME RETARDANT

THICKNESS & DIMENSIONS	STOCK CODE	PER PACK	WEIGHT(KG)
6mm 2400 x 1200	GFRT06Z	40	19.80
10mm 2400 x 1200	GFRT10Z	40	33.00
12.5mm 2400 x 1200	GFRT12Z	32	40.70




Gyproc - Multiboard

### FR Euro Class B (USED TO BE CLASS '0') HARDWOOD PLYWOOD



THICKNESS & DIMENSIONS	STOCK CODE	PER PACK	WEIGHT(KG)
18mm 2440 x 1220	1104	35	34.18



FR Euro Class B

## SECTION 11

# Melamine Faced Boards

### White Chipboard (MATT Finish)

THICKNESS & DIMENSIONS	STOCK CODE	PER PACK	WEIGHT(KG)
15mm 2440 x 1220	CWHM15A	42	32.42
18mm 2440 x 1220	CWHM18A	40	38.90

## Melamine Faced Boards Continued

### White MDF (MATT Finish)

THICKNESS & DIMENSIONS	STOCK CODE	PER PACK	WEIGHT(KG)
12mm 2440 x 1220	MWHM12A	60	28.13
15mm 2440 x 1220	MWHM15A	60	35.16
18mm 2440 x 1220	MWHM18A	40	42.19
18mm 3050 x 1220	MWHM18E	40	52.74
25mm 2440 x 1220	MWHM25A	30	58.60

White MDF (MATT Finish)

### Magnolia MDF (MATT Finish)

THICKNESS & DIMENSIONS	STOCK CODE	PER PACK	WEIGHT(KG)
18mm 2440 x 1220	MMAM18A	40	42.19

### White MDF (TEXTURED Finish) MOISTURE RESISTANT

THICKNESS & DIMENSIONS	STOCK CODE	PER PACK	WEIGHT(KG)
18mm 2440 x 1220	MWTX18A	40	42.19

### Brown MDF (TEXTURED Finish) MOISTURE RESISTANT

THICKNESS & DIMENSIONS	STOCK CODE	PER PACK	WEIGHT(KG)
18mm 2440 x 1220	MBTX18A	40	42.19

Brown MDF (TEXTURED Finish)

### Grey MDF (TEXTURED Finish)

THICKNESS & DIMENSIONS	STOCK CODE	PER PACK	WEIGHT(KG)
6mm 2440 x 1220	MGRM06A	120	18.60
18mm 2440 x 1220	MGRM18A	40	42.19

Grey MDF (TEXTURED Finish)

### Black MDF (TEXTURED Finish)

THICKNESS & DIMENSIONS	STOCK CODE	PER PACK	WEIGHT(KG)
18mm 2440 x 1220	MBLT18A	40	42.19

## Woodgrain Effect Melamine Faced Boards

### Beech Superpan (MATT Finish)

THICKNESS & DIMENSIONS	STOCK CODE	PER PACK	WEIGHT(KG)
10mm 2440 x 1220	MSPB10A	60	21.00
18mm 2440 x 1220	MSP018A	40	37.00

Walnut Superpan

### Supreme Walnut Superpan

THICKNESS & DIMENSIONS	STOCK CODE	PER PACK	WEIGHT(KG)
18mm 2440 x 1220	MSPW18A	40	37.00

### Dark Cambridge Walnut MDF (MATT Finish)

THICKNESS & DIMENSIONS	STOCK CODE	PER PACK	WEIGHT(KG)
10mm 2440 x 1220	MSDW10A	60	21.00
18mm 2440 x 1220	MSDW18A	40	37.00

### Wenge Melamine MDF

THICKNESS & DIMENSIONS	STOCK CODE	PER PACK	WEIGHT(KG)
10mm 2440 x 1220	MSWE10A	60	24.55
18mm 2440 x 1220	MSWE18A	40	42.19

Wenge MDF

# Woodgrain Effect Melamine Faced Boards

## Continued

### Maple Superpan (MATT Finish)

THICKNESS & DIMENSIONS	STOCK CODE	PER PACK	WEIGHT(KG)
10mm 2440 x 1220	MSPM10A	60	21.00
18mm 2440 x 1220	MSPM18A	40	37.00

### Natural Oak Melamine MDF

THICKNESS & DIMENSIONS	STOCK CODE	PER PACK	WEIGHT(KG)
10mm 2440 x 1220	MSNO10A	60	24.55
18mm 2440 x 1220	MSNO18A	40	42.19

## SECTION 12

# Laminates & Worktops

### SOLID WOOD WORKTOPS "SELECT" RANGE - 40MM WIDE STAVES

#### European Oak

THICKNESS & DIMENSIONS	STOCK CODE	WEIGHT(KG)
40mm 4200 x 650 OAK	1355	90.09

#### Worktop Oil & Accessories

PRODUCT	STOCK CODE
Osmo Clear Satin Wax Oil	16358



Premium Beech



European Oak



Natural Oak MDF



# USEFUL INFORMATION

## Technical Information

**Class C (formerly Class 1)** = A Fire Rating relating to our Stocked Flame Retardant MDF, Plywood & Hardboard. Essentially it means the Product complies to a Half Hour Firecheck (to B.S 476 Part 7)

**Class B (formerly Class 0)** = A fire rating the same as the above but with a One hour firecheck (to B.S 476 Part 6)

**M.R or V313** = A Moisture Resistant term. Generally relates to MDF products. We also sell Exterior Grade Products so do be careful not to get the two mixed up!

**P4** = A Standard Grade Chipboard.

**P5** = A Moisture Resistant Grade Chipboard.

**P6** = A Flooring (Industrial) Grade for Mezzanine Flooring Chipboard.

**P7** = A Moisture Resistant Flooring (Industrial) Grade of Mezzanine Flooring Chipboard.

**T & G** = Tongued & Grooved (T & G 4 = all 4 edges and T & G 2 = only 2 long edges)

**W.B.P** = A Term used mainly for plywood's that are of Exterior Grading.

**Class A** = A special low Formaldehyde emission board. Many of our stocked Standard Grade MDF is Class A. If you are unsure or require further information, please ask a member of the Sales Team.

**A/A** = A Premium Veneered Board that has been veneered with a top quality "A" grade veneer on both sides.

**A/B** = A Premium Veneered Board that has been veneered with a top quality "A" grade veneer on one side and a lesser quality veneer on the reverse. This is the standard classification for 2 sided veneered boards.

**A/-B** = A standard to lower quality Veneered Board – we do not stock this variety so please beware of any others that may disguise the true industry classification.

**BB** = A Grading for a good quality plywood face i.e on a Birch Decorative Plywood. This would mean it was this quality on both sides having minimal "wood defects" and blemishes.

**BB/WG** = Same as above but the WG refers to a lesser quality reverse with more defects, blemishes and filler.

## Service Area

We can offer delivery within our Service Area as per the attached Postcode Map of London and Greater London. Outside these areas we can consider any delivery, however this may be subject to Separate Delivery Charge being levied based upon the nature of the Goods on Order.

## Size Conversions

Metric (mm)	Feet	Inches
915 X 610	3 X 2	36 X 24
915 X 915	3 X 3	36 X 36
1220 X 610	4 X 2	48 X 24
1220 X 915	4 X 3	48 X 36
1220 X 1220	4 X 4	48 X 48
1525 X 915	5 X 3	60 X 36
1525 X 1220	5 X 4	60 X 48
1525 X 1525	5 X 5	60 X 60
1830 X 610	6 X 2	72 X 24
1830 X 915	6 X 3	72 X 36
1220 X 1830	6 X 4	72 X 48
1980 X 686	6'6" X 2'5"	78 X 27
1981 X 762	6'6" X 2'6"	78 X 30
1980 X 838	6'6" X 2'9"	78 X 33
2030 X 815	6'8" X 2'8"	80 X 32
2135 X 915	7 X 3	84 X 36
2440 X 1220	8 X 4	96 X 48
2440 X 1830	8 X 6	96 X 72
2745 X 1220	9 X 4	108 X 48
2745 X 1830	9 X 6	108 X 72
3050 X 1220	10 X 4	120 X 48
3050 X 1525	10 X 5	120 X 60
3660 X 1525	12 X 5	144 X 60
3660 X 1830	12 X 6	144 X 72
5185 X 1830	17 X 6	204 X 72
2440 X 600	8 X 2	96 X 24



## **OPENING HOURS**

### **WAREHOUSE**

Monday to Friday 8am to 4.30pm

Saturday 8am to 12 noon

Sunday – CLOSED

### **OFFICES**

Monday to Friday 7am to 5pm

Saturday 8am to 12 noon

Sunday – CLOSED

We are closed on Public Holidays throughout the year and Christmas  
Opening times are Published in advance in October.



Richard Russell (Panels) Limited  
Units 1-3 Beddington Trading Park  
Croydon, Surrey, CRO 4TT

TEL 020 8684 7575

FAX 020 8684 2586

EMAIL [sales@richardrussell.co.uk](mailto:sales@richardrussell.co.uk)

[richardrussell.co.uk](http://richardrussell.co.uk)